

Getting Started with the DESSA Student Self-Report & DESSA SEIR

Student-Completed Assessments

Goals for Today's Session

- **By the end of today's session, you will be able to:**
- Identify key components of the DESSA Middle and High School Self-Report and DESSA SEIR assessments.
- Demonstrate best practices for completing ratings and interpreting the scoring result categories.
- Explore key features of the Educator and Student Portals.

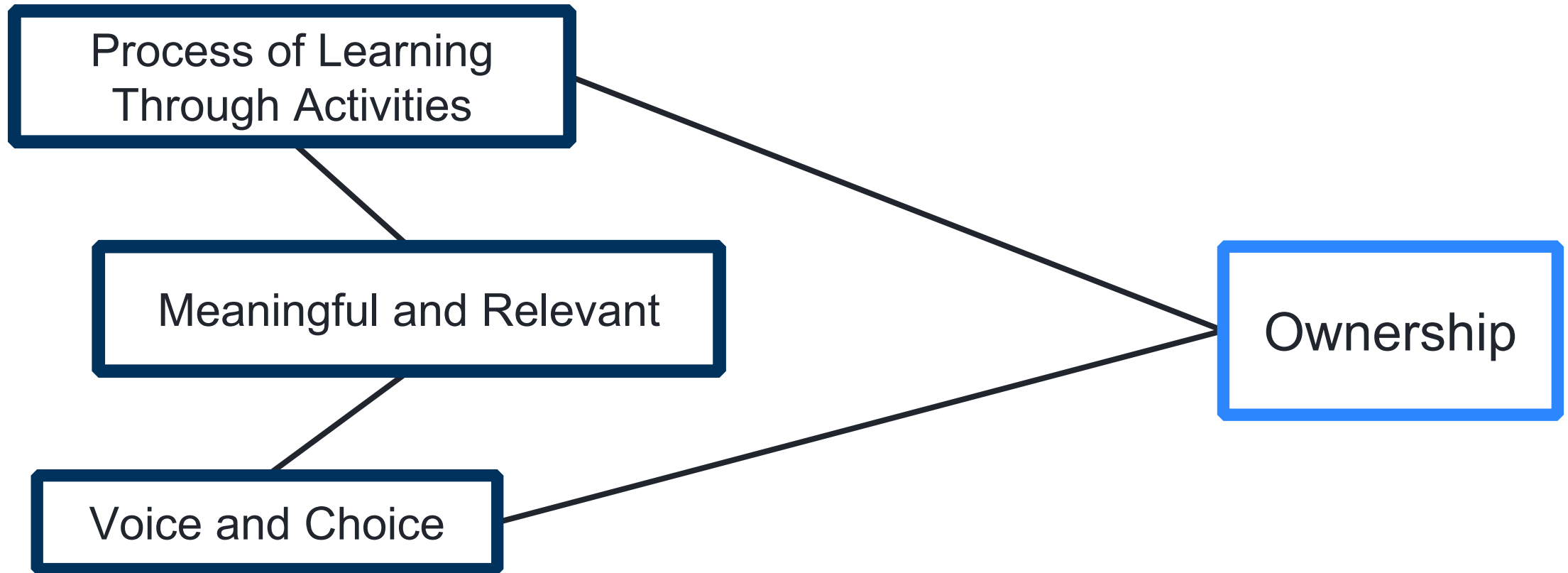
Opening Activity:

How does student
empowerment benefit middle
and high school learners?



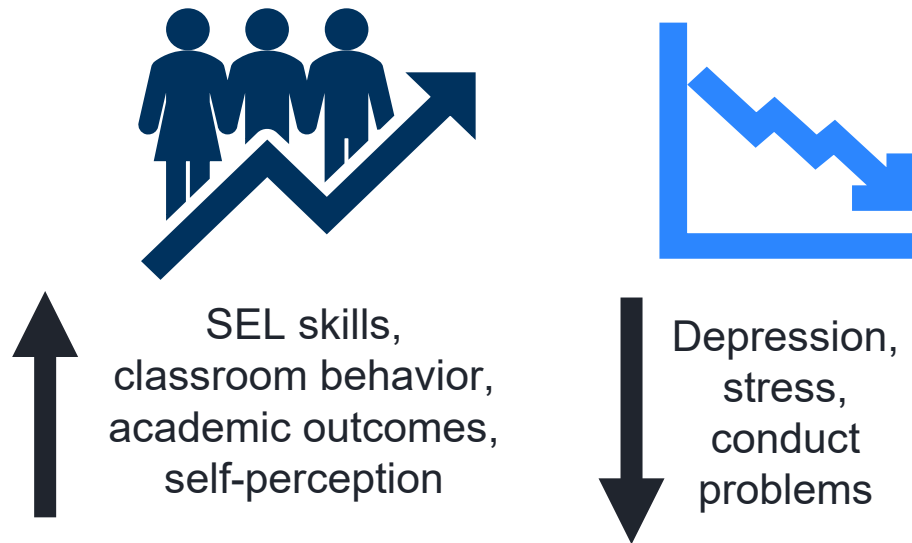


The Student Self-Report and Student Agency

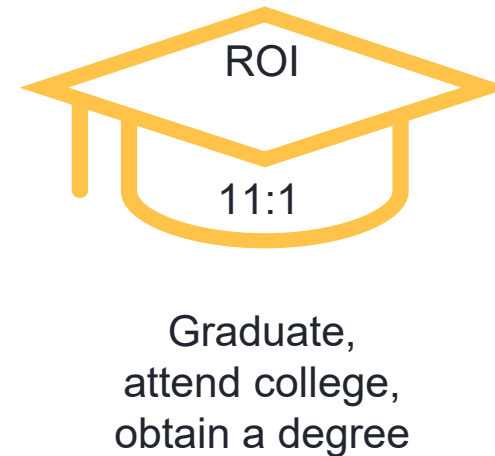


Benefits of Future-Ready and Resilience Programming

Short-Term



Long-Term



The DESSA Student Self-Report and SEL Skill Development

Of the skills measured by the DESSA Student Self-Report, which do you feel is an overall area of strength for students you support? What are some examples?



Optimistic Thinking



Self-management



Relationship Skills



Social Awareness



Self-awareness



Responsible
Decision-making

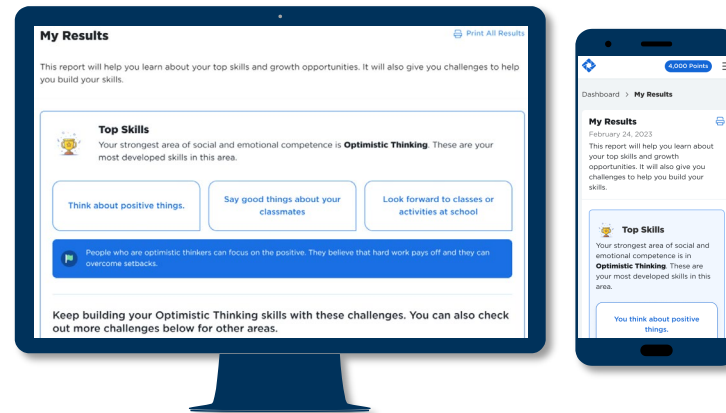


Top 5 Skills Employers Seek in a High School Graduate

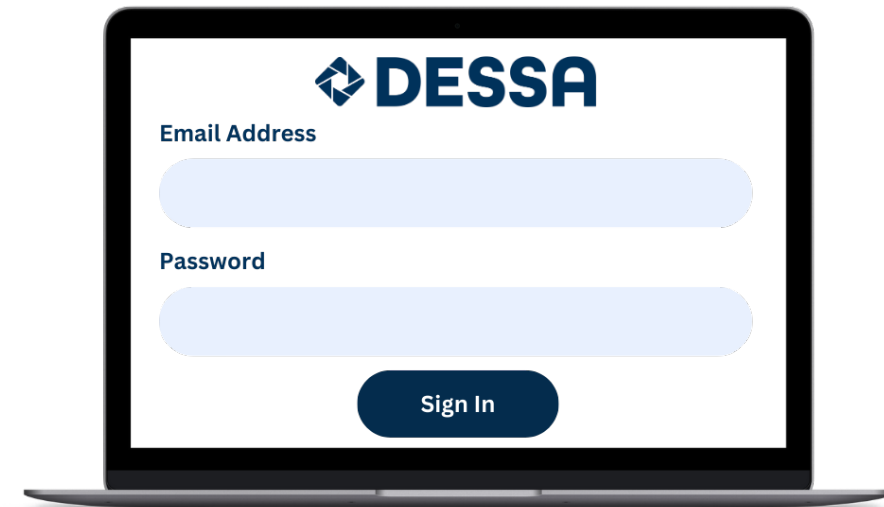




Overview: The DESSA Student Self-Report

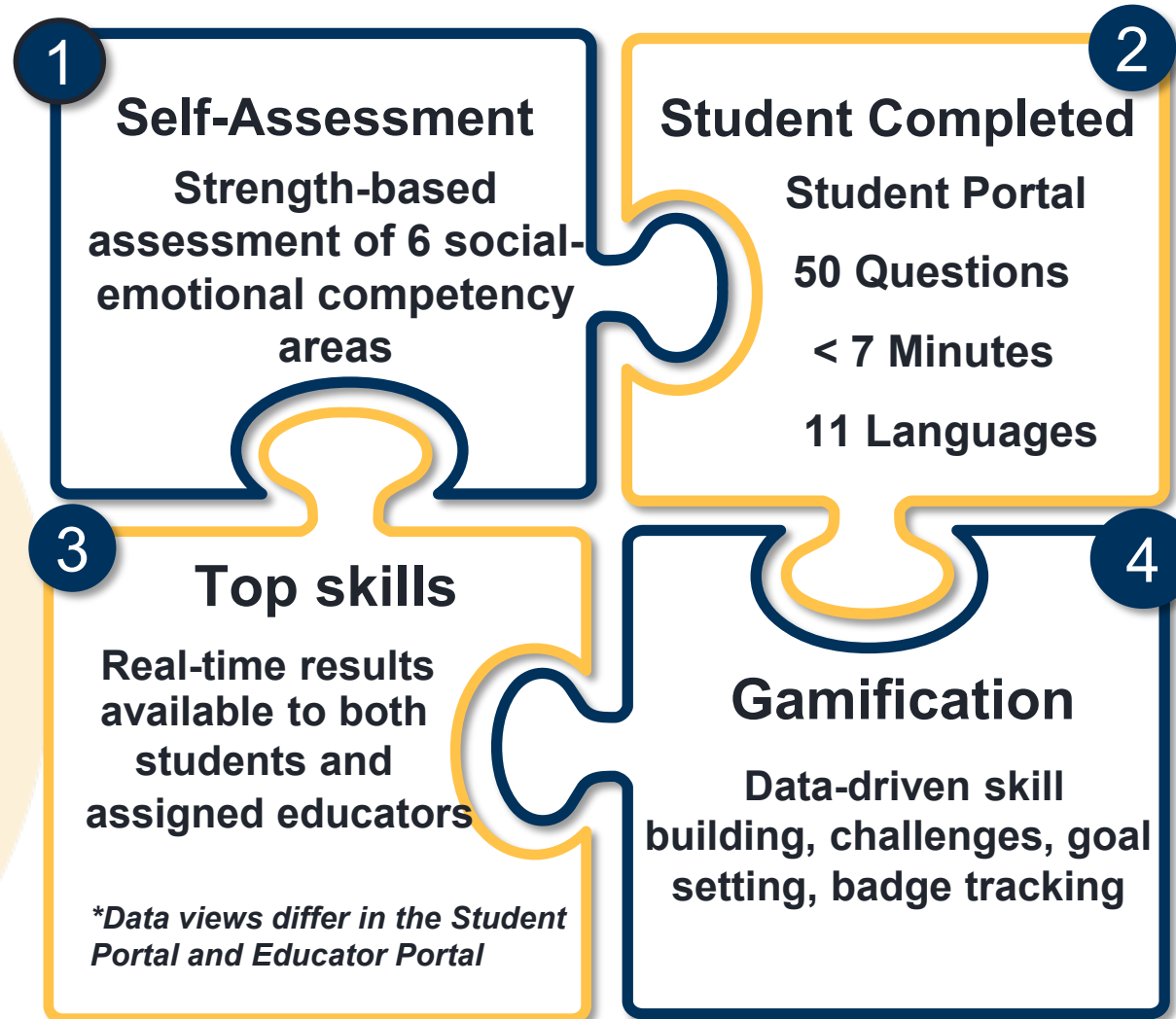


Assessments are completed by students in the Student Portal, and there are opportunities for challenges and goal setting.



Data & Insights:
Educators access
SSR data and view
students' progress

DESSA Student Self-Report: The Details





Sample Student Self-Report Questions

Do your best to rate yourself.

- I set goals for myself.
- I show appreciation for others.
- I feel comfortable being myself in different situations.

Answer Selection
Options

- ☐ Never
- ☐ Rarely
- ☐ Sometimes
- ☐ Often
- ☐ Almost Always



DESSA Results

T-scores are categorized into 3 descriptive ranges

Need for Instruction T-Scores: 40 and below	Typical T-Scores: 41 – 59	Strength T-Scores: 60 and above
--	--	--



Reflects a lack of **skill acquisition**

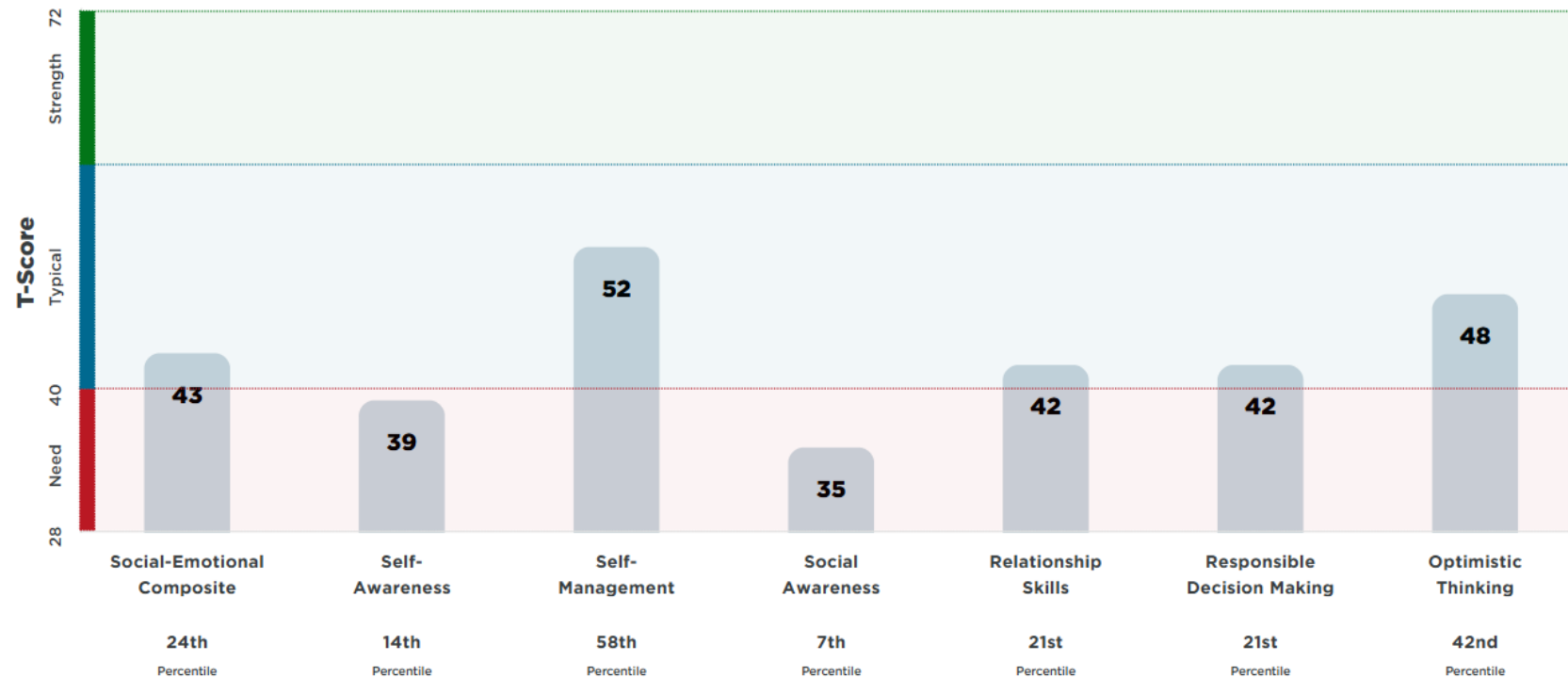


Student Self-Report Scores: Educator Portal

Tinsley Bean

Randle Middle School • 8th Grade • SID #3463050 • Assessment taken in English

DESSA Middle School Edition Student Self-Report completed on 05/01/2025 by Student





Screening for Risk and Resilience Factors



DESSA

Universal screening of social and emotional skills:

- Provides baseline data about students' resilience factors
- Focuses on prevention
- Builds on strengths



DESSA SEIR

Universal screening of emotional behavior risk domains:

- Provides baseline data about students' internalizing and externalizing risks

Snapshot of students' well-being

- Together, these data points provide information aligned with the resilience and risk approach to promote students' well-being

Promoting students' well-being is best done through a **Risk and Resilience framework** that focuses on two factors:



Development of resilience (protective factors)



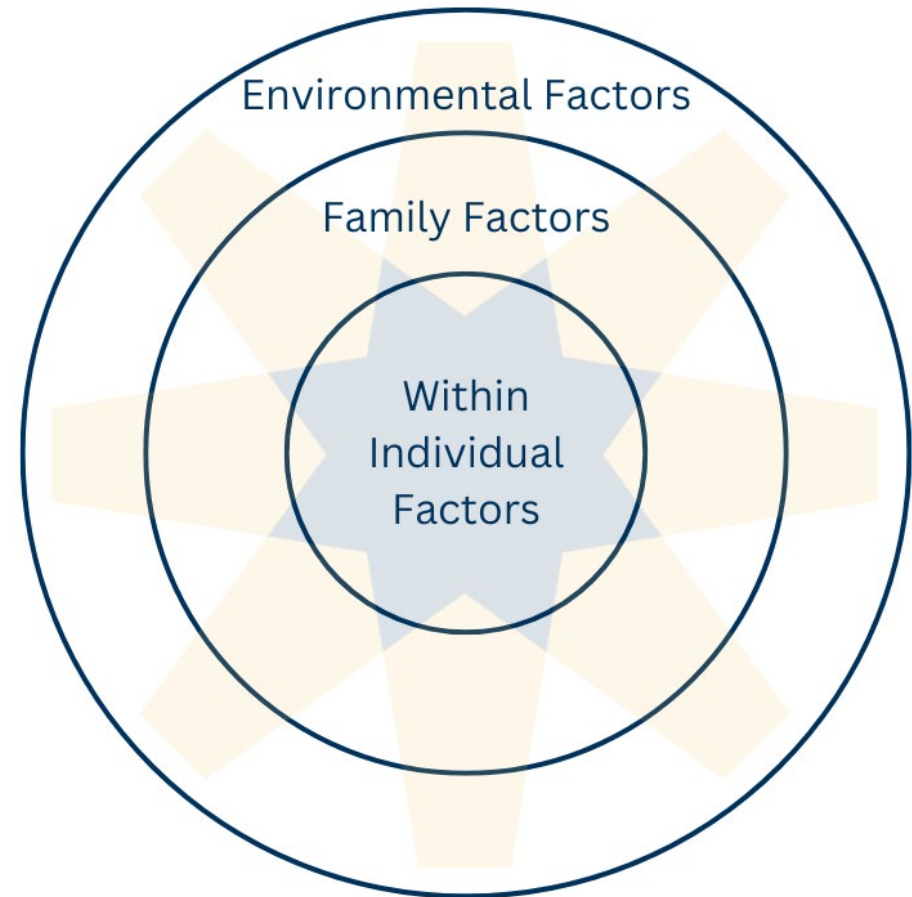
Early identification and prevention of risk factors

Students who have well-developed resilience factors are better positioned to navigate challenges, and to mitigate and respond to risk factors.



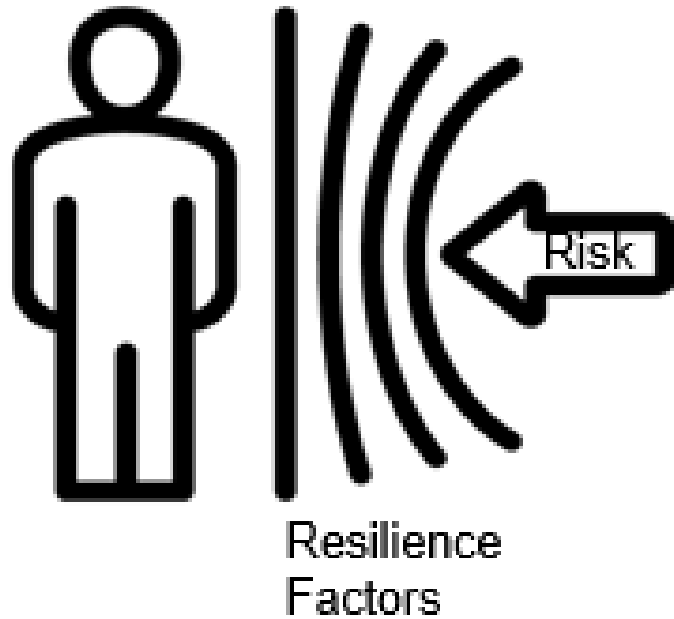
Risk and Resilience Framework

- There are many risk and resilience factors that impact students. They are often classified as being 1) in the environment, 2) in the family, or 3) within the individual.
- Because we work in schools with educators, we focus on screening for risk and resilience factors that educators can affect.





Risk and Resilience Framework



- Most students will encounter challenges or risk factors – building up their protective factors helps them to be more resilient, and to navigate these challenges successfully.
- All students will benefit from a focus on building their resilience. Students facing more risk require more support in developing resilience factors.



Overview: The DESSA SEIR

DESSA SEIR Student Self-Report

- Reliable screener that assesses a broad range of emotional behavior risks
- Student completed for grades 6-12
- 10 items
- Two scores – internalizing risks and externalizing risks
- Criterion-referenced – scores are reported in three levels: **no concern, possible concern, and concern**
- Evidence of reliability and validity as a screener of emotional behavior risks

I feel nervous with my classmates.

☐ Not true

☐ A little true

☐ A lot true

☒ Very true

< GO BACK

NEXT



DESSA SEIR Results

DESSA SEIR results are categorized into three ranges for both Internalizing and Externalizing Risks: No Concern, Possible Concern, and Concern.

Concern Level	Internalizing Risks	Externalizing Risks
No Concern	0–6	0–4
Possible Concern	7–8	5–6
Concern	9–15	7–15

Think-Pair-Share:

How might a strength-based approach improve:

Conversations about students?

Culture and climate?

Engagement with families?



Q & A

What questions, curiosities, or big ideas
would you like to share regarding any of
the DESSA assessments?



DESSA Student Self-Report Registration and Administration

How to register students and
administer the self- assessment.



Sample Student Self-Report Questions

Do your best to rate yourself.

- I set goals for myself.
- I show appreciation for others.
- I feel comfortable being myself in different situations.

Answer Selection
Options

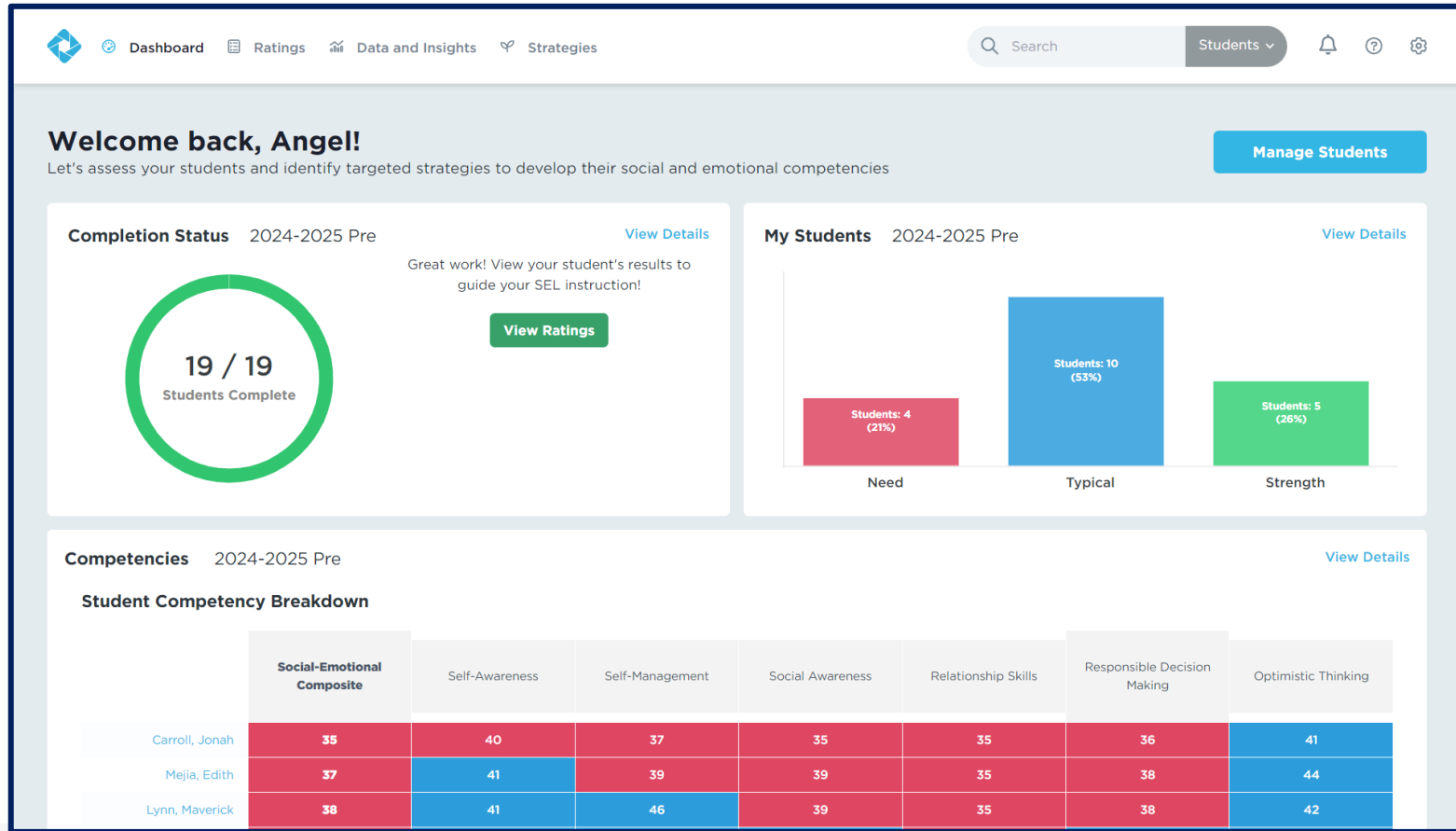
- ☐ Never
- ☐ Rarely
- ☐ Sometimes
- ☐ Often
- ☐ Almost Always







Step 1: Manage Students



Action (Teachers):
Click the “Manage Students” button which will take you directly to the Student Self-Report registration page.



Step 2: Filter for Class Roster

Action:

Filter for your
homeroom/advisory or
group of students you
seek to register using the
Custom Groups Filter.

Student Self-Report

[Reset Passwords](#)

Capture student voice by allowing students in Grades 6-12 to assess their own social and emotional competencies.

Registration Instructions ^

To have your student's create their accounts, go to <https://demo.student.apertureed.com/>

1. Select First Time User? Register Now
2. Enter the Username that has been generated for them
3. Enter their Student ID (needs to match their Student ID as rostered in the system)
4. Complete registration & login
5. Student Self-Report assessments will be available for students to take under the DESSA module on the main dashboard. They can also view past self-assessment results from this module.
6. Assessment results are available to staff under Data & Insights.

Need help with an SSO provider? For further instructions and support, please visit our [Support Portal](#).

Sites

Grade Level

Status

Custom Group

[Clear Filters](#)

Q Search by student name, ID, or Username



Step 3: Project Registration Instructions

Action:

Project registration instructions and usernames on the screen to make registration seamless. Registration can also be printed with or without QR codes Or Exported



REGISTER STUDENTS



To have your student's create their accounts, go to <https://qa.student.apertureed.com/>

1. Select First Time User? Register Now
2. Enter the Username that has been generated for them
3. Enter their Student ID (needs to match their Student ID as rostered in the system)
4. Complete registration & login

Need help with an SSO provider? For further instructions and support, please visit our [Support Portal](#).

Last Name ▲	First Name ▲	Username
DuHadway	Jessica	JDHa19
093D98uH98adway	98Jessica	9093D
DuHadway	Jessica	JDHa19
093D98uH98adway	98Jessica	9093D
DuHadway	Jessica	JDHa19
093D98uH98adway	98Jessica	9093D

Last Name ▲	First Name ▲	Username
DuHadway	Jessica	JDHa19
093D98uH98adway	98Jessica	9093D
DuHadway	Jessica	JDHa19
093D98uH98adway	98Jessica	9093D
DuHadway	Jessica	JDHa19
093D98uH98adway	98Jessica	9093D




Last Name ▲	First Name ▲	Username
DuHadway	Jessica	JDHa19
093D98uH98adway	98Jessica	9093D
DuHadway	Jessica	JDHa19
093D98uH98adway	98Jessica	9093D
DuHadway	Jessica	JDHa19
093D98uH98adway	98Jessica	9093D

I'm Finished

Print




After students register and log in, they will be met with a welcome letter and can follow the prompts to the assessment.



0

YB



Dear Yara,

Think of someone that you admire and respect. What words come to mind when you think about this person? Examples might be:

- Friendly
- Trustworthy
- Responsible
- Positive

These words describe social and emotional skills. Research shows that these skills help us do well in school, in college, and at work. In fact, when employers were asked what skills they look for in a job applicant, half of the skills were social and emotional skills.

We want to make sure that you have these skills by the time you graduate. You are invited to fill out a survey called the DESSA. This survey will ask you to think about 55 social and emotional skills and how often you use them. You will get feedback on your strengths and your areas for growth. This feedback will help you choose skills you want to improve and set goals for yourself. The goal is for you to learn new strategies to help you succeed.


If you play a sport, you know that a good coach reinforces the skills you already have. They also help you improve skills that may need work. This helps you to be a more well-rounded athlete. The same is true with good art and music teachers and good bosses. This survey works the same way. It helps you find what you might already be really good at, what skills you do pretty well and what areas could get stronger.


DESSA SEIR








Accessing DESSA SEIR

 Dashboard

 Ratings

 Data and Insights

 Strategies

 Training

Search

Students

?

⚙️

Admin

< collapse

Imports

Sites

Students

Staff

Yearly Setup

Assignment Review

Student Self-Report

Rating Window Reminders

Parent/Guardian Rating

Student Self-Report

SEIR Administration

Reset Passwords

Capture student voice by allowing students in Grades 6-12 to assess their own social and emotional competencies.

Registration Instructions

Sites

Grade Level

Status

SEIR Opt Out

Custom Group

All

All

All

All

Class Filter Type

Select a Class Filter

Clear Filters

Search by student name, ID, or Username

4857 of 4910 students are unregistered.

View Registration Details

Export CSV

Student ID	Last Name	First Name	Username	Activation Date	Account Status	Grade Level	SEIR Opt Out	
307084438	Abberley	Quintin	QAbbe47	03/18/2025	Registered	6th Grade	No	
844430864	Abbet	Stanly	SAbbe47	03/18/2025	Registered	6th Grade	No	
3464254	Abbott	Malayah	MAbbo48	03/20/2025	Registered	7th Grade	No	
3462921	Abbott	Legacy	LAbbo48	12/05/2024	Registered	6th Grade	No	
3464032	Abbott	Dominic	DAbbo79		Unregistered	10th Grade	No	
3462055	Abbott	Gianna	GAbbo47	06/24/2025	Registered	8th Grade	No	

The Program Administrator will:

Click SEIR Administration to
configure assessment details.



Accessing DESSA SEIR

The screenshot shows the DESSA SEIR interface. At the top, there is a navigation bar with links to Dashboard, Ratings, Data and Insights, Strategies, and Training. A search bar and a 'Students' dropdown menu are also present. On the left, there is a sidebar with a list of links: Admin, Imports, Sites, Students, Staff, Yearly Setup, Assignment Review, Student Self-Report, Rating Window Reminders, and Parent/Guardian Rating. The main content area is titled 'Student Self-Report' and includes links for 'SEIR Administration' and 'Reset Passwords'. A modal window titled 'SEIR Administration' is open, displaying the following content:

SEIR Administration

Who should receive SEIR results?
Select **at least** one user role to receive SEIR results via email. Emails will be sent to users selected below if a Student scored in the Concern range.

☒ Program Admin ☐ Site Leader ☐ Educator

SEIR Opt Out
If there are students that need to be opted out from completing a DESSA SEIR Assessment, enter student IDs below with a single Student ID per line.

Below the modal, a table of student data is visible. The table has columns for Student ID, Name, Site, Grade Level, and SEIR Opt Out status. The data is as follows:

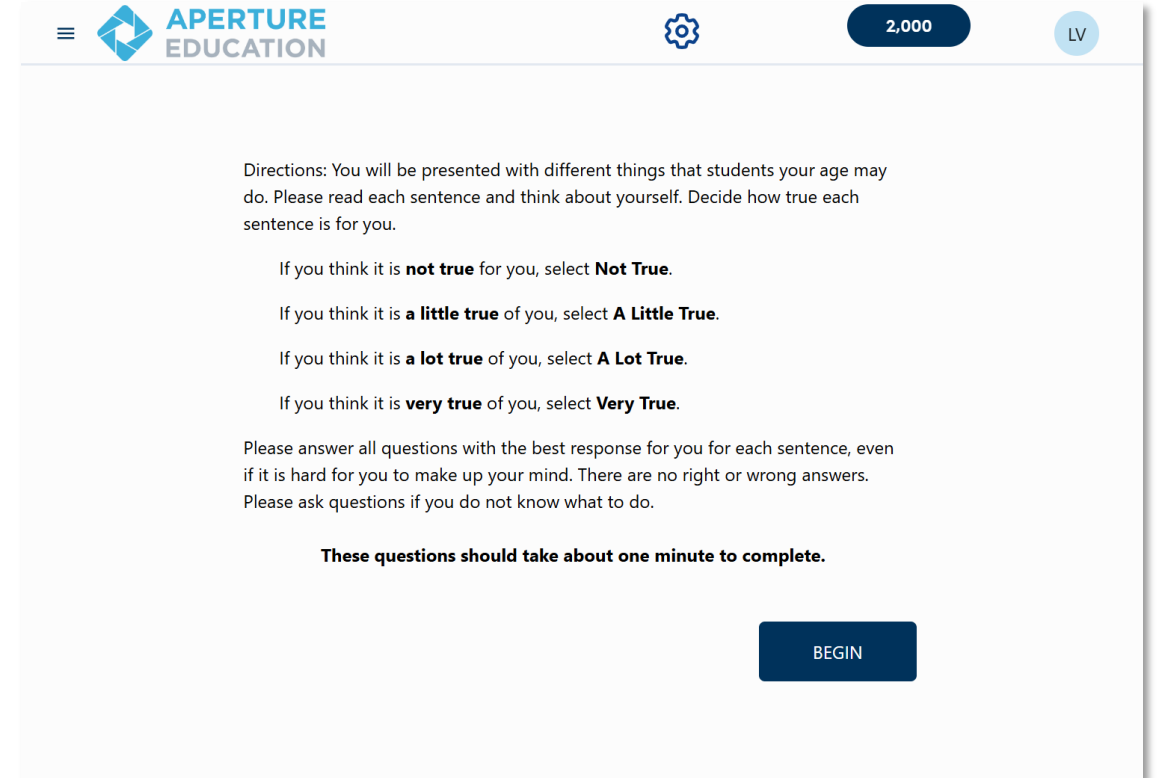
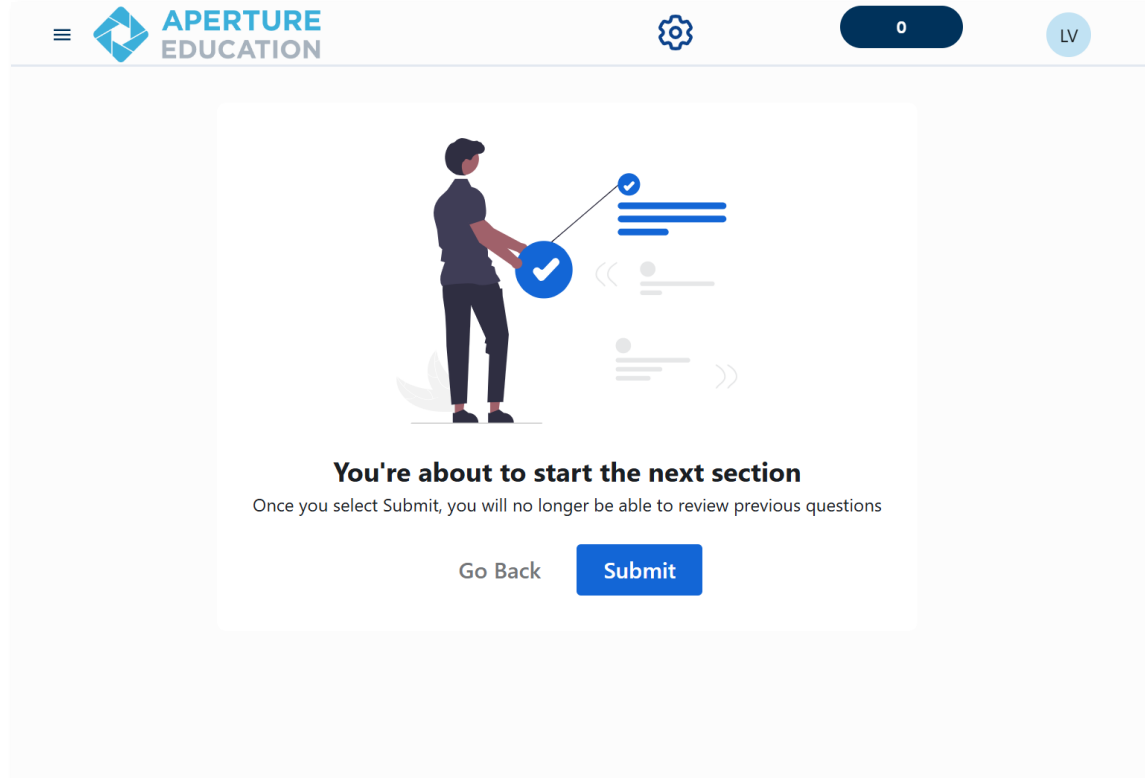
Student ID	Name	Site	Grade Level	SEIR Opt Out
3462921	Abbott	Legacy	6th Grade	No
3464032	Abbott	Dominic	6th Grade	No
3462055	Abbott	Gianna	8th Grade	No

The Program Administrator will:

- Select at least one user level to share results with.
- Paste the Student ID numbers of students who opt out of the assessment.





Accessing DESSA SEIR: Student View




After the student completes the DESSA Student Self-Report, they will have the option of completing the next section for the DESSA SEIR.



Accessing DESSA SEIR: Student View





2,000

LV

DESSA

Decide how true each sentence is for you.

I think bad things will happen to me.

☒ Not True

☐ A Little True

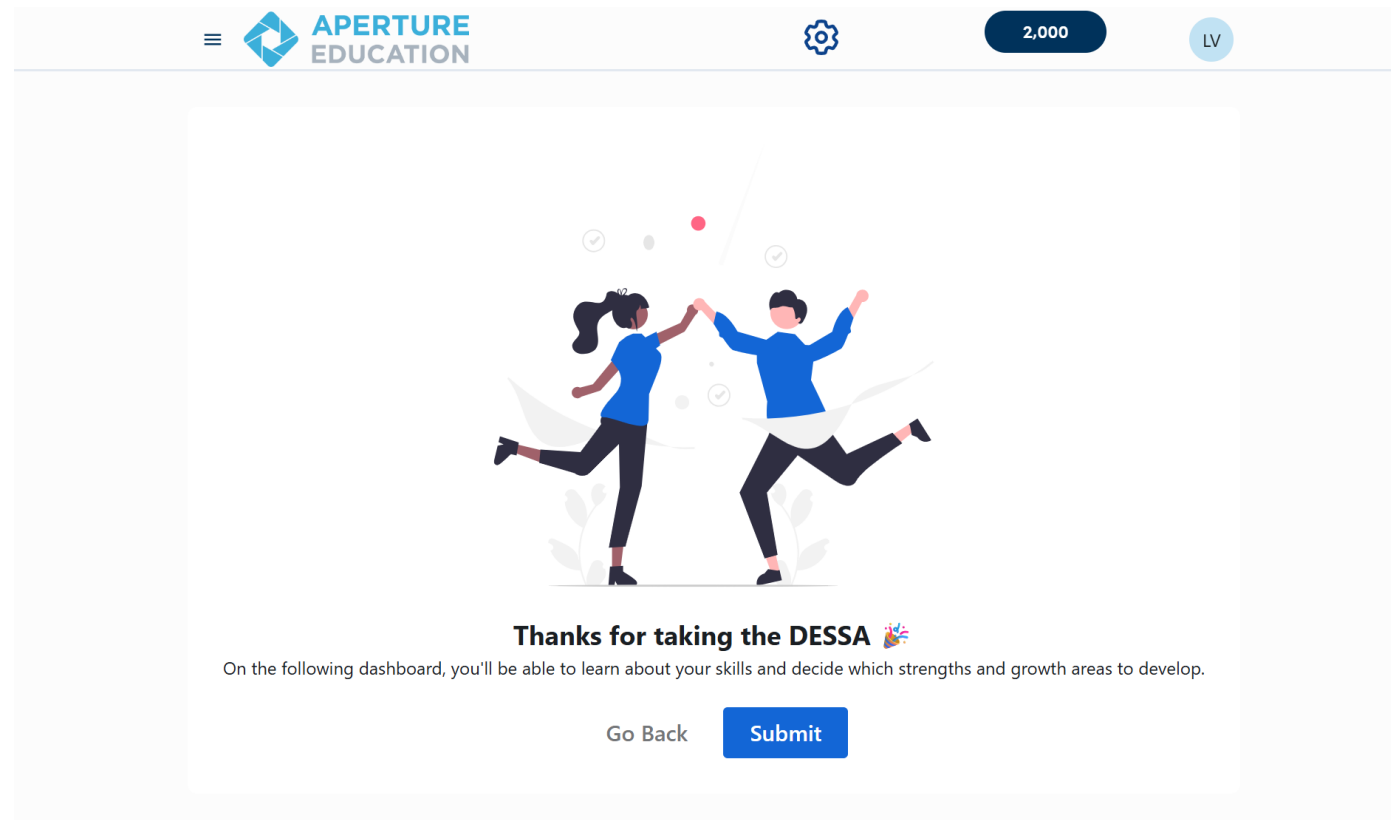
☐ A Lot True

☐ Very True

[< GO BACK](#)



Accessing DESSA SEIR: Student View



DESSA Student Self-Report Results in the Student Portal







The Student Portal


Influenced
by our
Youth
Advisory
Board!

My Results Page

6,100

My Results

This report will help you learn about your top skills and growth opportunities. It will also give you challenges to help you build your skills.




Top Skills

Your strongest area of social and emotional competence is **Self-Management**. These are your most developed skills in this area.

I keep working until I achieve a goal.


I make positive contributions to my class, school, or community.


I stay focused despite a distraction.




People who can manage themselves set goals and work hard to achieve them. They can manage how they act and feel in different situations.

Keep building your **Self-Management** skills with these challenges. You can also check out more challenges below for other areas.











The Student Portal


Student Challenges

 **APERTURE
EDUCATION**

4,100




Keep building your **Self-Management** skills with these challenges. You can also check out more challenges below for other areas.



mlaC nwoD (controlling anger)
250 Points

[View Challenge](#)


10 students earned this badge



Wink and Snap!
500 Points

[View Challenge](#)

0 student(s) earned this badge



My Calming Space
750 Points

[View Challenge](#)

0 student(s) earned this badge

Challenge Details



250 Points

Badge Name: mlaC nwoD (controlling anger)

Description:

Here is a simple hack for calming yourself down and maintaining control when you are angry or frustrated. People often recommend spelling the name of a loved one when you are angry, but that's too easy. It works much better if you spell their name backwards! Why? Because 1) it takes more concentration and gets your mind off what is making you angry, and 2) thinking of someone you love by itself can help you calm down. So, next time, help yourself mlaC nwoD by using this simple technique!

[Accept Challenge](#)

Deadline: 09/03/2023 📅

0 student(s) earned this badge



The Student Portal



Other Areas to Explore

Here's a short summary of your DESSA results. If you want to explore your skills, just click the "Learn More" button. If you want to see challenges in any of the areas, click the "Challenge" button.



Optimistic Thinking

Focusing on the positive. Believing hard work pays off.

[Learn More](#)

[Open Challenge](#)



Self-Awareness

Knowing what you are good at and what's hard for you. Naming your emotions and values.

[Learn More](#)

[View Challenge](#)



Self-Management

Setting goals and working hard to achieve them. Managing how you act and feel in different situations.

[Learn More](#)

[View Challenge](#)



Social Awareness

Respecting others. Feeling connected to other people.

[Learn More](#)

[View Challenge](#)



Relationship Skills

Getting along well with others. Being a good listener and supportive.

[Learn More](#)

[View Challenge](#)



Responsible Decision Making

Making careful choices. Being open to new ideas.

[Learn More](#)

[View Challenge](#)

- Five bars means that you have a "Strength" in this area.
- Four bars means that this area is an "Emerging Strength" for you.
- Three bars indicates that you are demonstrating a "Typical" amount of this competency. That is, this is what most students report.
- Two bars means that this is an "Emerging Typical" area for you.
- One bar indicates that this is a "Growth Opportunity" for you. You are not yet demonstrating a lot of these behaviors.



The Student Portal

Independent SMART Goal Setting

What is your goal?

Make your goal specific and measurable. For example, "I will join Spanish Club"



I will journal 3 mornings a week for 15 minutes before I leave for school.

Deadline: 10/04/2024

Main

Tasks

Updates

Attachments

Reward: I will celebrate by getting a new journal and set of pens.

Details:

I aim to express my thoughts and set my intentions for the day.

Close

Previous

Next



Student Goals & Challenges: Educator View

EdSERT Completion

Training Completion

STUDENT PORTAL

Student Goals

Student Challenges

STRATEGIES

Support Strategies

Data-Driven Recommendations

Goals Set

9

Goals Achieved

0

Goal Type Breakdown

Export All

Extracurricular (1)

Join a sports team (1)

Financial (1)

Save money (1)

Healthy Habits (5)


Drink water (3)

Journaling (1)



Sleep (1)





Student Goals & Challenges: Educator View

 Search


Students ▾

Student Goals

Status	Deadline	Goal Type ▲	Goal Name ▲	Tasks	
Active	07/01/2025	Healthy Habits	I will drink 64oz of water daily and to ensure that I do, I will bring my Stanley to school each day.	0/0	 

Student Challenges

Status	Deadline	Challenge Type	Goal Name ▲	Tasks	Growth Plan	
Active	07/24/2025	ot	Even If	1/6		 

The Educator Portal



User Roles in the DESSA System



**PROGRAM
ADMIN**

Can generate and view all reports for the program, sites, and students.



**SITE
LEADER**

Can generate and view reports from their site only.



EDUCATOR

Can generate and view reports for their assigned students.



Site Leader Dashboard



Dashboard

Ratings

Data and Insights

Strategies

Training

Search

Students



Welcome back, Brittnei!

Let's assess your students and identify targeted strategies to develop their social and emotional competencies

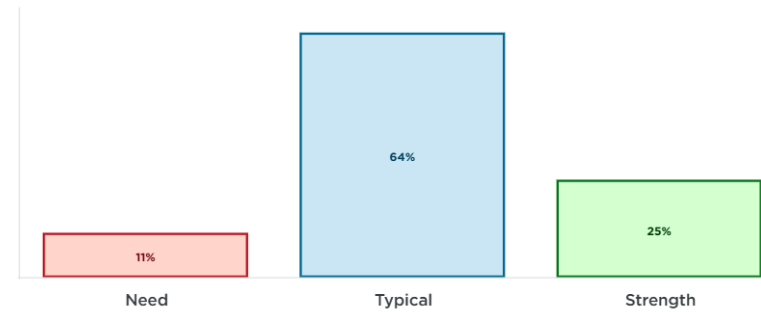
Timeline 2024 - 2025

[View Details](#)



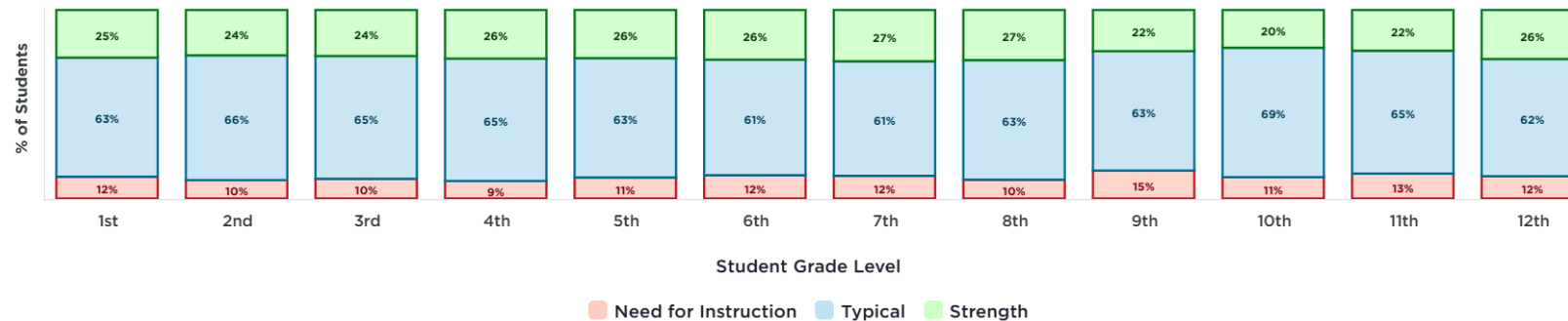
My Students 24-25 Post

[View Details](#)



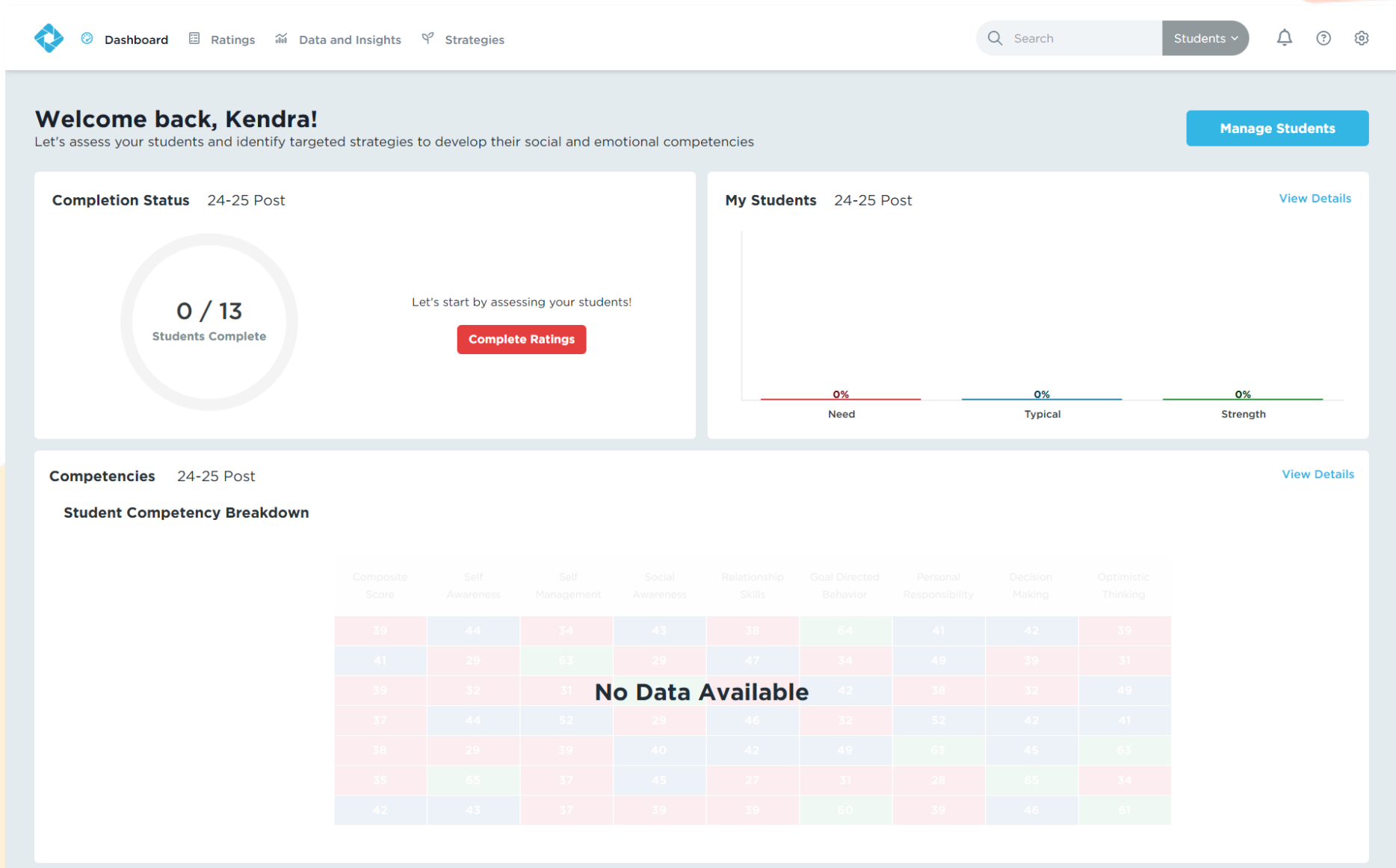
Grade Level Comparison 24-25 Post

[View Details](#)





Educator Dashboard



Welcome back, Kendra!

Let's assess your students and identify targeted strategies to develop their social and emotional competencies

Manage Students

Completion Status 24-25 Post

0 / 13

Students Complete

Let's start by assessing your students!

Complete Ratings

My Students 24-25 Post

View Details

0% Need

0% Typical

0% Strength

Competencies 24-25 Post

View Details

Student Competency Breakdown

Composite Score	Self Awareness	Self Management	Social Awareness	Relationship Skills	Goal Directed Behavior	Personal Responsibility	Decision Making	Optimistic Thinking
39	44	34	43	38	64	41	42	39
41	29	63	29	47	34	49	39	31
39	32	31	No Data Available			42	38	32
37	44	52	29	46	32	52	42	41
38	29	39	40	42	49	63	45	63
35	65	37	45	27	31	28	65	34
42	43	37	39	39	60	39	46	61



Data and Insights

- Real-time results
- Interactive, filterable charts
- Downloadable reports

DashboardRatingsData and InsightsStrategiesTraining

Search

Students

?

⚙️

Reports

< collapse

RATINGS

My Students

Competencies

Rating Window Summary

Impact Report

Summary Comparison of Ratings by Educators and Students

Grade Level

Batch - Individual Rating

Rating Export

SEIR Risk Report

COMPLETION REPORTS

Rating Completion

EdSERT Completion

Training Completion

STUDENT PORTAL

Student Goals

Student Challenges

STRATEGIES

My Students - Data updated hourly

This report shows the distribution of student assessment scores across the descriptive ranges.

Filters

% of Students

11%

64%

25%

Need for Instruction

Typical

Strength

Descriptive Range ?

Search by student name, ID, or Username

Export CSV

Name ▲	Descriptive Range	T-Score ▲	Last Rating Form ▲	Rating Window	Last Rating Date ▲
Aaron, Ricky	Need	32	DESSA-mini Form 3	24-25 Post	05/01/2025
A'Barrow, Leyla	Typical	49	DESSA 2 mini Form A	24-25 Post	05/01/2025
Abberley, Quintin	Need	36	DESSA 2	24-25 Post	05/01/2025
Abbet, Stanly	Typical	43	DESSA 2 mini Form A	24-25 Post	05/01/2025



DESSA-Aligned Strategies



Dashboard



Ratings



Data and Insights



Strategies



Training



Search

Students ▾



Universal Strategies

Foundational Practices to create a positive classroom



DESSA-aligned Instructional Strategies

Optimistic Thinking



Self-Awareness



Self-Management



Social Awareness



Relationship Skills



Responsible Decision Making



Training



Dashboard



Ratings



Data and Insights



Strategies



Training



Search

Students ▾



Training My Dashboard Brittnel M

DESSA System Training

Looking for resources to plan your DESSA training? Visit our Support Portal for more information and downloadable resources!

DESSA System Arc of Professional Learning

Courses

Ready to get started with the DESSA System?

Everything you need to know about the DESSA assessments, from collecting reliable data and analyzing results, to using resources for data-driven instruction and intervention.

Get Started



On-Demand Video Library

Short training videos, organized by topic.

Easy to access and shareable videos about implementing the DESSA, accessing data, and making data-driven decisions.

View On-Demand Videos



Office Hours

Monthly Office Hours include a 15-minute presentation and 30 minutes of general Q&A time with staff from our Professional Learning and Success Teams.

If you have any questions that are front of mind, please include them in your registration.

Register Now!




Live Webinar Trainings

Interested in scheduling a live training session? Speak with your Aperture Partnership or Success team member to learn more.

Live webinar trainings are available for programs with 10,000 or more student licenses and cover topics such as:

- Introduction to the DESSA System
- Analyzing DESSA Data
- Student Self-Report (SSR)
- Using the Strategies and Interventions
- Integrating DESSA and MTSS

Learn More



Q & A

What questions, curiosities, or big ideas would you like to share regarding any of the DESSA assessments?



Optimistic Closure

What are you looking forward
to most about using the
DESSA?



Thank You!

Thank you for your time and
attention today!

